

Welcome to InfoSight360's Learning Academy!

The InfoSight360 Learning Academy is our new learning management system (LMS) that provides credit unions with access to online, self-paced courses that cover both required compliance training and regulatory hot topics.

This guide will show users how to:

- Visit the public dashboard to see available course offerings,
- Find more detailed information about each course,
- Purchase a course,
- Enroll as a new user, and
- Sign in as an existing user.

Available Course Offerings

You can access the menu of available course offerings at the [InfoSight360 Learning Academy public dashboard](#).



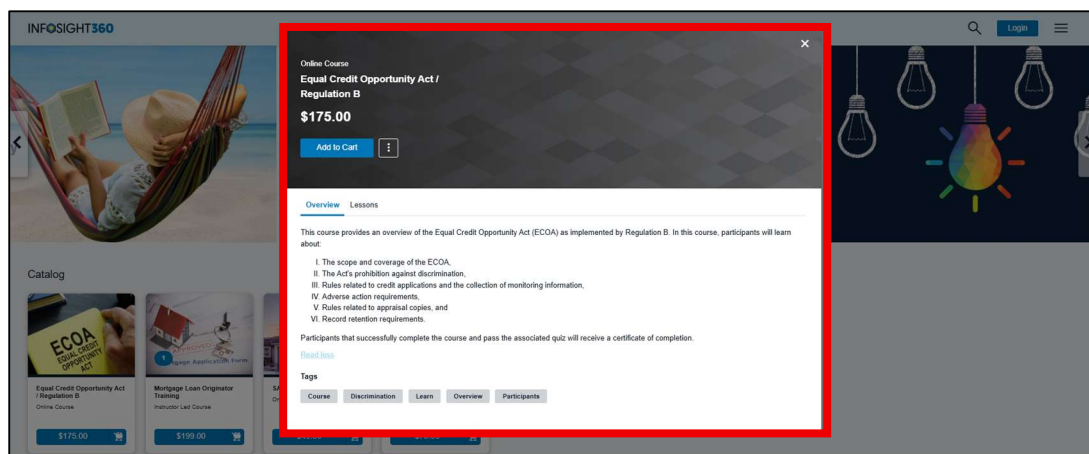
Be sure to check back often, as new content will be added regularly!

Have an idea for a new course? Contact our team at info@infosight360.com to share your idea(s) 😊

Get Course Details



Click on a course you are interested in to see the full course description.

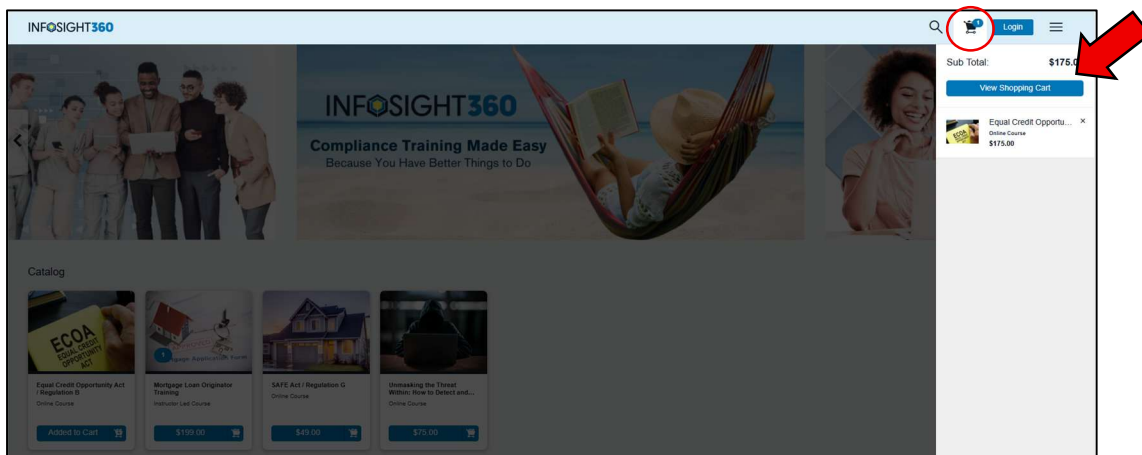


Purchase a Course

Click on the blue bar to add the course to your shopping cart.



Click on the shopping cart and then select “View Shopping Cart” to check-out



Purchase a Course (continued)

Click on “Proceed to Checkout”

The screenshot shows the INFO SIGHT 360 Shopping Cart page. The cart contains one item: "Equal Credit Opportunity Act / Regulation B Online Course" priced at \$175.00. The subtotal is \$175.00. A red circle highlights the "Proceed to Checkout" button at the bottom right of the cart.

Item	Price	Quantity	Subtotal
Equal Credit Opportunity Act / Regulation B Online Course	\$175.00	1	\$175.00

Subtotal: \$175.00
Total: \$175.00
[Proceed to Checkout](#)

Click “Sign Up”

The screenshot shows the INFO SIGHT 360 Shopping Cart page with a sign-in/sign-up overlay. The overlay prompts the user to "Sign in to continue checkout" and provides fields for Username and Password. A red circle highlights the "Sign Up" button at the bottom of the overlay.

Sign in to continue checkout

Username Required
michael.christians

Password Required
password

[Login](#)

☐ Keep me logged in [Forgot Password?](#)

[Sign Up](#)

Summary [Edit](#)

Equal Credit Opportunity ...	\$175.00
Subtotal	\$175.00
Total	\$175.00

Enroll as a New User

The sign-up link from the shopping cart brings you to this screen. Enter your information.

Note: Be sure to use the same e-mail address you use to log-in to InfoSight360. This will be important once single sign-on functionality has been enabled later.

INFO SIGHT 360

SHOPPING CART

1. CART 2. ACCOUNT INFORMATION 3. PAYMENT

Sign Up

Account Information

First Name Required

Middle Name

Last Name Required

Username Required

Email Required

Password Required

Re-enter Password Required

Additional Information

Area of Interest

Area of Interest

Proceed to Checkout

Summary [Edit](#)

Equal Credit Opportunity ...	\$175.00
Subtotal	\$175.00
Total	\$175.00

Then click on “Proceed to Checkout.”

Select “Credit Card” for payment and click “Proceed to Checkout.”

INFO SIGHT 360

SHOPPING CART

1. CART 2. ACCOUNT INFORMATION 3. PAYMENT

Payment Method

☒ Credit Card

☐ I agree to the terms and conditions

Proceed to Checkout

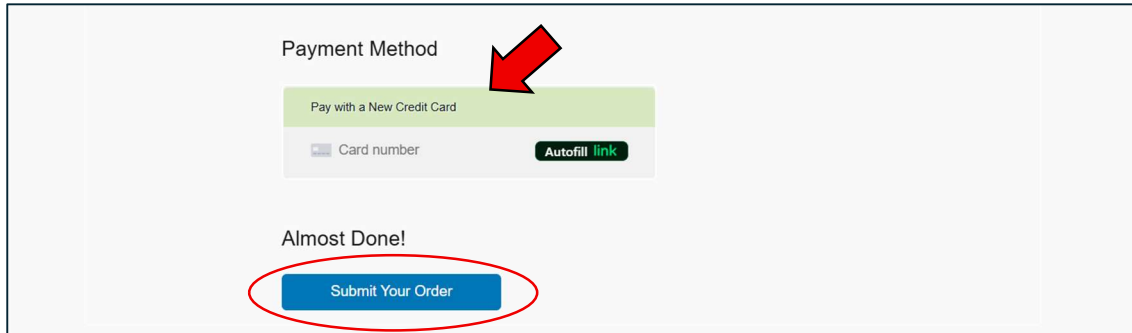
Summary [Edit](#)

Equal Credit Opportunity ...	\$175.00
Subtotal	\$175.00
Total	\$175.00

NOTE: Remember to agree to the terms and conditions.

Enroll as a New User (continued)

Click on “Pay with a New Credit Card”, enter your information, and then “Submit Your Order.”



Payment Method

Pay with a New Credit Card

Card number Autofill link

Almost Done!

Submit Your Order

Sign-In as an Existing User

From the [InfoSight360 Learning Academy public dashboard](#), click “Login.” Enter your username and password and click “Login.”



Looking for additional information or need more help? Don't hesitate to contact our team at info@infosight360.com!